

Raymax

ADVANCED VETERINARY X-RAY SYSTEM


- ✓ Reliable
- ✓ Accurate
- ✓ Affordable



Let Raymax imaging equipment
show you what lies beyond...

Raymax equipment meets all North
American Regulatory Standards.

Raymax



Advanced Veterinary X-Ray System

- ✓ Unique "free standing" design
- ✓ Variable horizontal & vertical tube travel
- ✓ 90/90 tube angulation with indicator
- ✓ Vertical & horizontal tube stand movement controlled by electric locks
- ✓ Moveable grid cabinet with tube stand interlock
- ✓ Two-way float +/- 4.5" (optional)
- ✓ 103 lines, 8:1 ratio grid
- ✓ Certified manual collimator



X-Ray Tube:

- ✓ Toshiba heavy duty rotating anode
- ✓ Focal spot: 1.0mm & 2.0mm, 140,000 HU capacity

Options:

- ✓ Radiation shields
- ✓ Fractional focus x-ray tubes
- ✓ Extended horizontal off-table positioning available

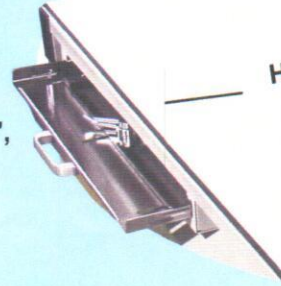
Sturdy Foot Pedal:

Heavy duty 2 stage preparation and exposure switch



Plated steel cassette tray with automatic centering lock

Sealed "easy clean-up", 28" x 56" table top



Handle is Connected to Grid Cabinet

HT Cables:

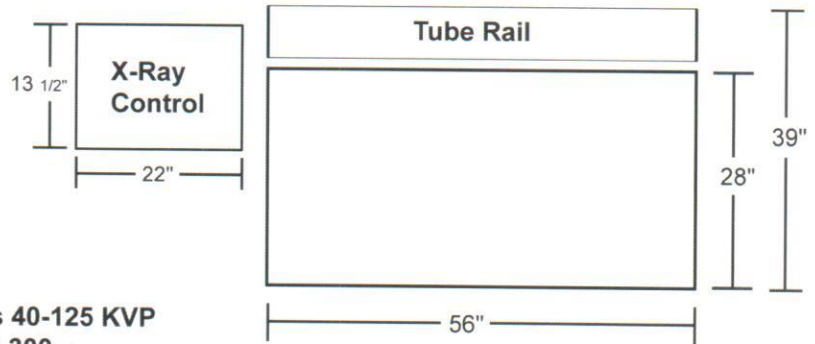
Two 10' high tension cables



Generator:

- ✓ KV Range: 1 KV steps 40-125 KVP
- ✓ MA Range: 60,120,240,300
- ✓ Timer Range: digital, 1/120 to 2 seconds
- ✓ MAS ; KV digital display
- ✓ Power Requirement: 220 volt, 100 amp single phase line

Diagram:



DISTRIBUTED BY:

Raymax MEDICAL CORP.

Brampton, Ontario, Canada L6T 4P7

Toll Free: (866) RAYMAX1

Tel.: (905) 791-3020

Fax: (905) 791-3375

Email: sales@raymaxmedical.com

www.raymaxmedical.com